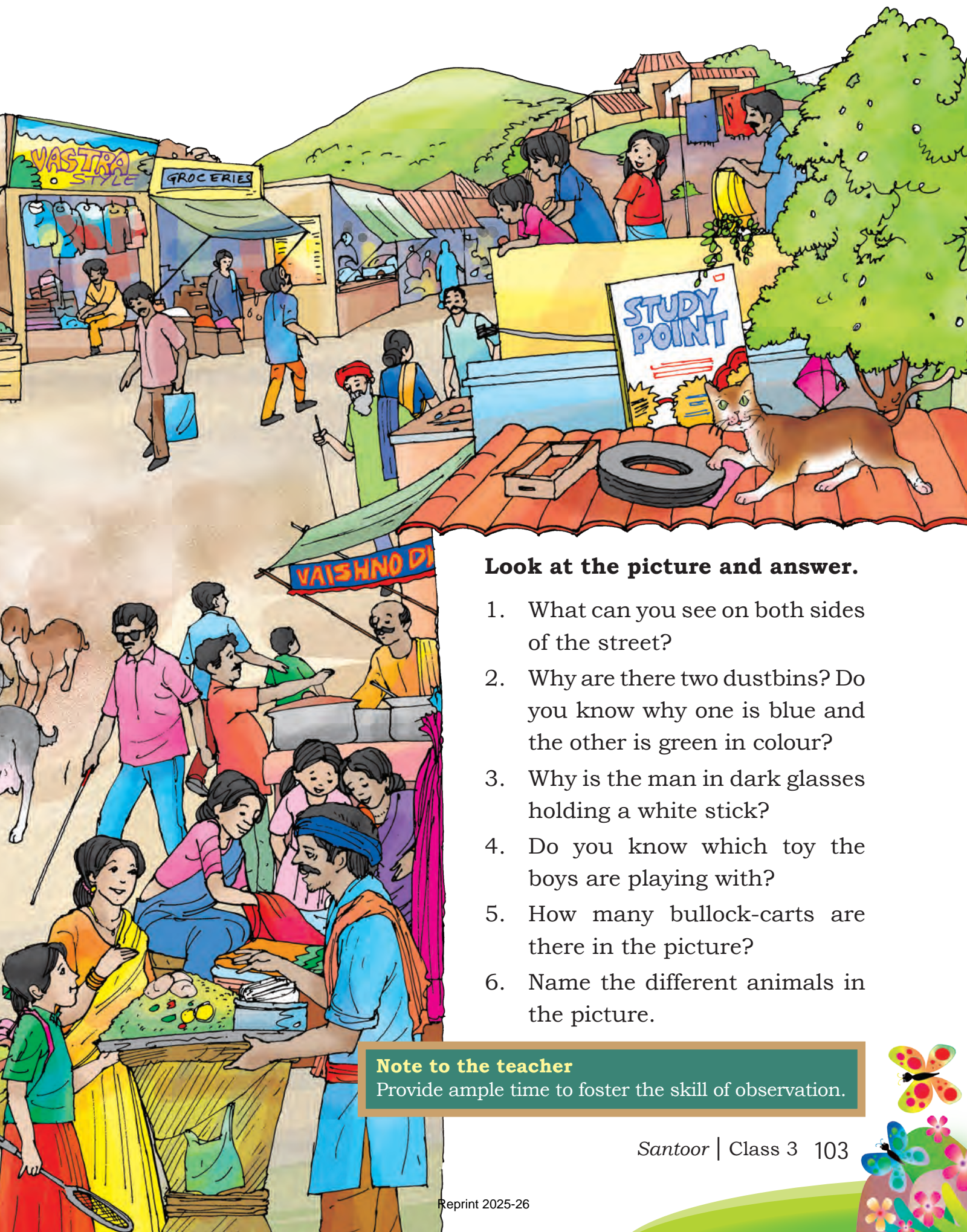


Unit
4

The Sky

Picture reading





Look at the picture and answer.

1. What can you see on both sides of the street?
2. Why are there two dustbins? Do you know why one is blue and the other is green in colour?
3. Why is the man in dark glasses holding a white stick?
4. Do you know which toy the boys are playing with?
5. How many bullock-carts are there in the picture?
6. Name the different animals in the picture.

Note to the teacher

Provide ample time to foster the skill of observation.

Chapter 10. Night





0332CH10



Let us recite

The sun that shines all day so bright,
I wonder where it goes at night.
It sinks behind a distant hill
And all the world grows dark and still.





And then I go to bed and sleep
Until the day begins to peep.
And when my eyes open,
I see the Sun is
shining down on me.


New words

wonder distant peep

A. Answer the following.

1. Where does the Sun go after the end of the day?
2. Which among the following needs the Sun? Why?


- a) sunflower
- b) toys
- c) plants
- d) table
- e) children



3. The poem talks about the Sun in the sky. What else do you see when you look up at the sky?

B. Think and answer.

1. What different colours do we get to see during sunrise and sunset?
2. What do you see when you look at the sky at night?
3. How do you feel when you open your eyes in the morning?
4. Imagine a day when the Sun doesn't come out. Talk about how the day would be.





Let us play a game.


Let's play a fun game called "I Spy"! We are going to take turns to be Spies. The Spy secretly chooses something in the room and gives everyone a clue. The Spy starts by saying, 'I spy with my little eye something that is ...' and gives a clue. For example, 'I spy something that is blue!'

Then, everyone looks around and tries to find something that is blue.

Maybe it's a pen, a chair, or even someone's shirt!

If it's tricky to guess the object right, the Spy can give more clues. The child who guesses right becomes the new Spy! Keep playing, taking turns being

Spies and guessing until everyone gets a chance to be the Spy.



Read the following sentence: I **spy** a few **stars** in the **sky**.

The word **spy** begins with **sp**

The word **stars** begins with **st**

The word **sky** begins with **sk**



Now say these words aloud.

Star	Storm	Store	Stain
Stick	Stair	Spoon	Splash
Spin	Skin	Skate	Sky



A. Read the following words and circle the words that are found in the sky.


Stars	Storm	Store	Stain
Sun	Bicycle	Moon	Rain
Clouds	Flowers	Rainbow	Monkeys
Computer	Shoes		

B. Add 'Sun' to the following words to make new words. Write them in the space given.

One has been done for you.

light	flower	rays	set
rise	glasses	day	

<u>Sunlight</u>	_____	_____
_____	_____	_____



Note to the teacher

- Emphasise the pronunciation of blends 'sp', 'st' and 'sk'.
- Allow time for students to familiarise themselves with the sounds.